


DAILY STANDUP



SHOWCASE



KAIZEN  
CONTINUOUS  
IMPROVEMENT




CADENCE



MUDA  
"WASTE"




MURI  
"OVERBURDEN"



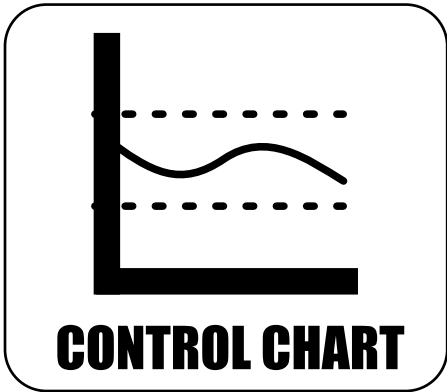
MURA  
"UNEVENNESS"



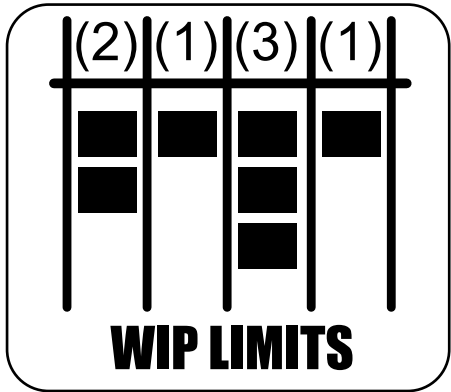
GEMBA  
"GO AND SEE"



CUMULARIVE  
FLOW DIAGRAM



CONTROL CHART



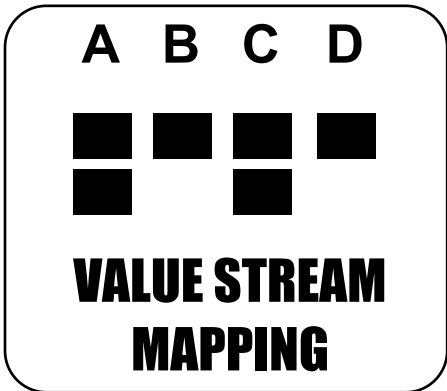
WIP LIMITS




1 2  
3  
CLASSIFICATIONS  
OF SERVICE



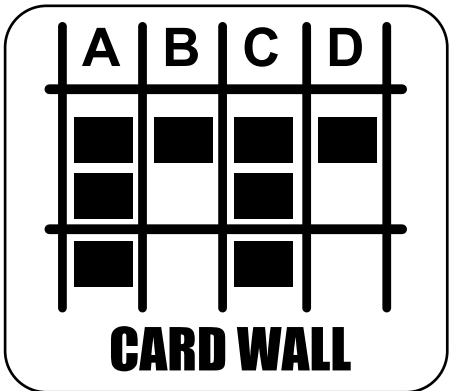
KANBAN TEAM



A B C D  
VALUE STREAM  
MAPPING




A B C D  
CYCLE TIME




A B C D  
CARD WALL




RELEASE PLANNING



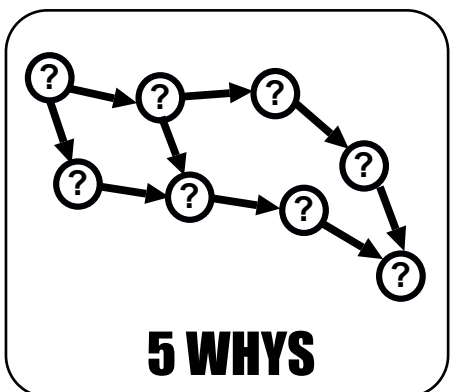
A B C D  
BUFFER



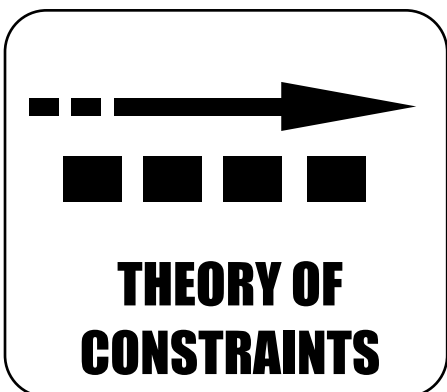
BLOCKER



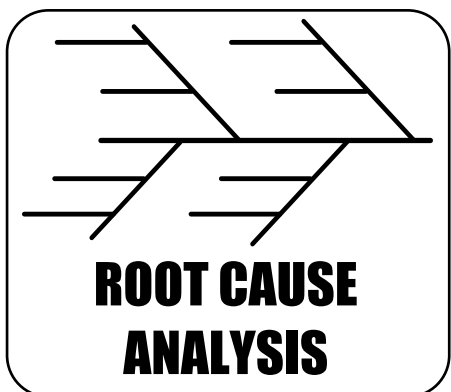
A B C D  
QUEUE




5 WHYS



THEORY OF  
CONSTRAINTS



ROOT CAUSE  
ANALYSIS



FLOW EFFICIENCY